

The following guidelines are provided here for addressing KTX keychain transmitters and RCR receivers.

The encoders and decoders used in these products allow for tri-state addressing. That is, each of the 8 address nodes may be set in either ground, +Vcc or open states.

As shipped from the factory, the address nodes for both products are set to ground, and it is not necessary to modify these address for the products to work together. However, if a different address is desired, address nodes on both transmitter and receiver must be set to the same configuration.

The following describes how to set an address node to a particular state:

Open State

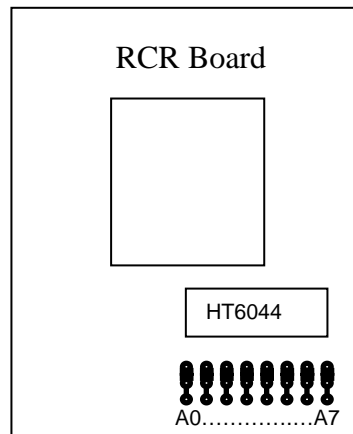
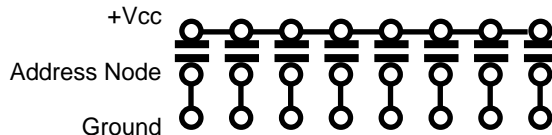
To configure a node in the open state, the trace connecting the address node to ground must be cut.

+Vcc State

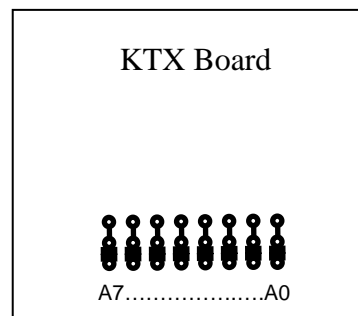
To configure a node in the +Vcc state, the trace connecting the address node to ground must be cut AND a connection must be made from the address node to the +Vcc node. A dab of solder is typically used to short across the solder bridge.

Ground State

As configured from the factory.



Top View



Backside View

